

SL RANGE
Skid Loaders




Handling your world

Founded over 60 years ago by the Braud family, the Manitou Group now operates worldwide. A world-leader in all-terrain material handling, the Group designs, manufactures, distributes and services equipment for construction, agriculture and industries.

The Group's product ranges include: all-terrain fixed, rotating and heavy-load telehandlers; all-terrain, semi-industrial and industrial masted forklift trucks; wheel or track skid-steer loaders; articulate loaders; access platforms; truck-mounted forklifts; warehousing equipment; and attachments.

Through its iconic brands - Manitou and Gehl - and its worldwide network of 1,500 dealers, the Group offers the best solutions to create optimum value for its customers.

Headquartered in France, the Group registered a revenue in 2018 of 1.900 billion euros in 140 countries and employs 4,400 people, all strongly focused on satisfying customers.



1958

Marcel Braud conceives the idea of the Manitou truck.

1972

The Group enters foreign markets.

Sales partnership agreement signed with Toyota for exclusive distribution of Toyota industrial forklift trucks in France.

1981

Launch of first Manitou telehandler.

1984

Manitou enters the stock exchange.

1993

The first MRT rotating telehandlers are sold.

1995

Launch of the first range of access platforms.

1996

ISO 9001 certification obtained.

1998

Marcel Braud becomes Chairman of the Supervisory Board.

2006

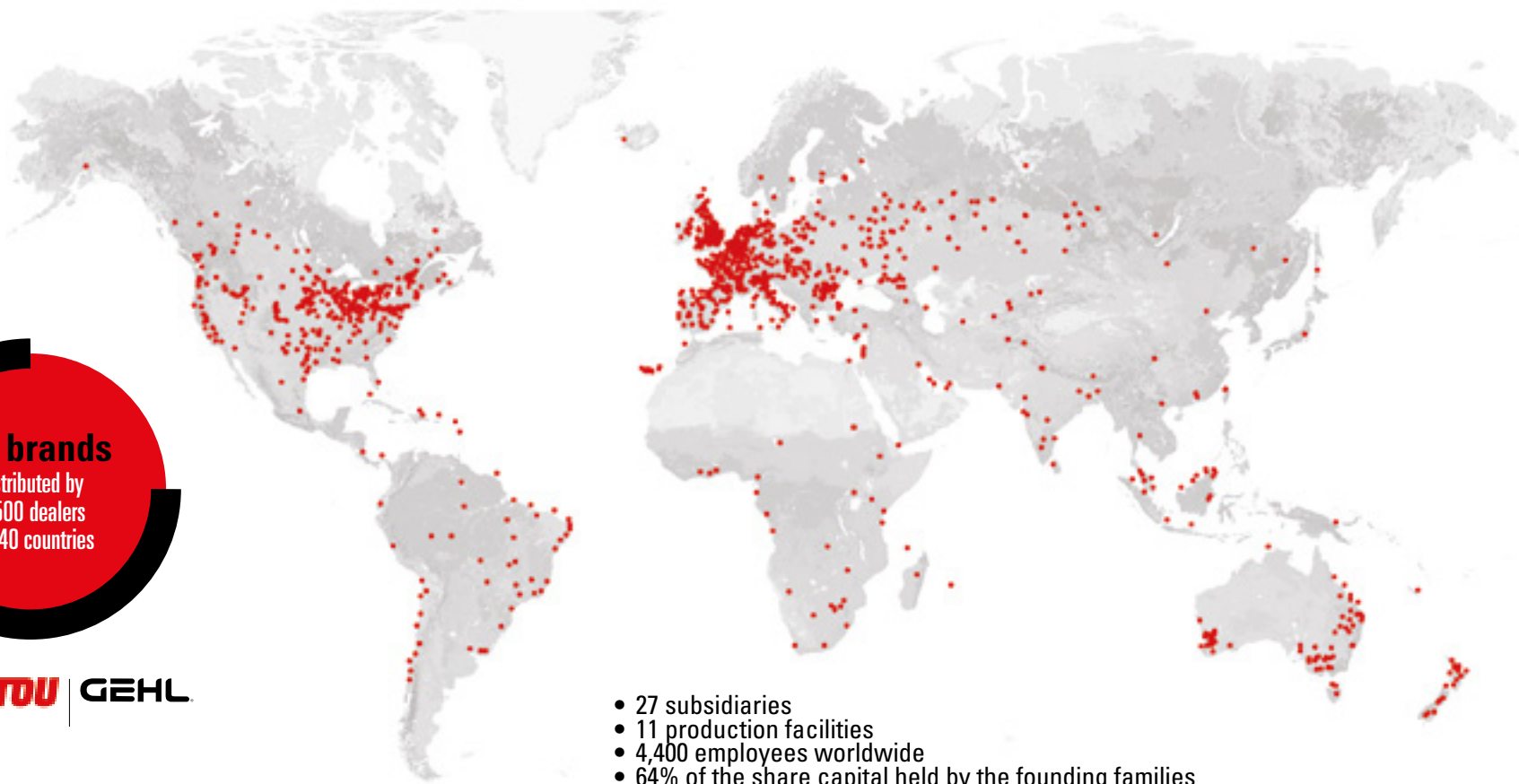
Manitou passes the 1 billion euros sales milestone.

2007

Manitou opens an international logistics centre spanning 22,000 m².

2 brands
distributed by
1,500 dealers
in 140 countries

MANITOU | GEHL



- 27 subsidiaries
- 11 production facilities
- 4,400 employees worldwide
- 64% of the share capital held by the founding families
- 78% of revenue comes from foreign markets
- 1.900 billion euros of turnover in 2018

2008

Takeover of the American company Gehl.

2009

Change of management - return to a Board of Directors.

2010

Launch of Gehl and Mustang articulated loaders.

2012

Crossover agreement signed with Yanmar for the manufacture and distribution of mini-excavators.

2013

Consolidation of Yanmar partnership as Yanmar becomes a Group shareholder with 6.26% of the capital.

2014

January: Michel Denis is appointed President and CEO.
April: A new roadmap is drawn up focusing on the three divisions, including one for services.

2015

Manitou celebrates the sale of its 500,000th machine worldwide.



2016

Launch of the new MLT range, NewAg.



2017

Inauguration of the new entity. Manitou Equipment India, specialising in compact loaders and backhoe loaders.





TWO DESIGNS. ENDLESS POSSIBILITIES.

With twelve models ranging from 386 kg to an industry-leading 1905 kg of operating capacity, Manitou offers both radial-lift and vertical-lift models.

Radial-lift design

Offers enhanced performance in excavating, grading and digging below grade applications. Due to the radial lift path, the maximum reach is greater at the middle of the lift height.

Rated operating capacity

Standard: 386 kg - 476 kg
Counterweight: 1050 R - 533 kg

Low-profile lift arm

A high-strength, low-profile design maximizes operator visibility for added performance and safety.

Self-leveling

Hydraulic self-leveling is available as an option.

Narrow width

A narrow wheel offset option allows entry through a backyard gate.

Single pin design

Provides superior durability in loading and pushing applications.



Overall height
1784mm

Lifting height up to
2.7m

Operating capacity
476kg

Durable build

Up to 114 mm width lift arm construction delivers superior strength and rigidity.

850 R - 1050 R

Excellent forward reach

The Manitou radial-lift track loaders provide excellent forward reach at the middle of the lift path. This provides high performance for loading flatbed trucks, backfilling or dumping over a wall.

Level II ROPS/FOPS

Level II FOPS are standard, which provides added levels of protection for the operator.


Low profile design

Low profile design and narrow width make working in small spaces easy.



Yanmar Tier IV engines

Yanmar Tier IV 3-cylinder naturally- aspirated engine provides the power you need.



Easy transport

With an operating weight of only 1905 kg, the 1050 R can be easily towed on a trailer behind a standard truck.

Selectable self-leveling

Hydraulic self-leveling with on-off control for the operator is available as an option.

Rated operating capacity

Standard: 612 kg - 748 kg
Counterweight: 680 kg - 816 kg

Level II ROPS/FOPS

Level II FOPS are standard, which provides added levels of protection for the operator.

Low-profile lift arm

New lift arm increases the width between cylinders for better entry and sight lines.

Easy access hydraulics

Auxiliary hydraulics mounted on the top of the lift arm for easy access and fast attachment connect and disconnect.



Ground clearance
160mm

Lifting height up to
3m

Capacity up to
0.8t

Cab-forward design

All-new cab design is mounted forward on the chassis and the seat is mounted higher for exceptional visibility to the front, rear, sides and cutting edge.

1350 R - 1500 R - 1650 R



Durable cylinders
Induction-hardened, chrome-plated rods are used for lift and tilt cylinders, providing added durability.

Excellent forward reach
The Manitou radial lift skid loader provides its forward reach at the middle of the lift path. This provides improved performance for loading flatbed trucks, backfilling or dumping over a wall.



Digital color display
This information center shows real time fuel consumption, engine RPM, machine hours, engine diagnostic codes, warning indicators and much more.

Selectable self-leveling

Hydraulic self-leveling with on-off control for the operator is available as an option.

Rated operating capacity

Standard: 862 kg - 1179 kg
Counterweight: 957 kg - 1261 kg

Cab-forward design

All-new cab design is mounted forward on the chassis and the seat is mounted higher for exceptional visibility to the front, rear, sides and cutting edge.

Level II ROPS/FOPS

Level II FOPS are standard, which provides added levels of protection for the operator.

Radial-piston drive motors

maintenance-free, radial-piston drive motors provide high start-up torque and maximum ground speed up to 20 km/hr for quick acceleration.



Low-profile lift arm

New lift arm increases the width between cylinders for better entry and sight lines.

Long wheelbase

A long wheelbase provides a smoother ride and a lower center of gravity for added stability.

1900 R - 2200 R - 2600 R

Durable cylinders

Induction-hardened, chrome-plated rods are used for lift and tilt cylinders, providing added durability.



- **Between-the-tire**
Design keeps machine length short and compact. Model 1900 R



- **Over-the-tire**
Design provides wider access and improved visibility. Models 2200 R and 2600 R



Vertical-lift design

Providing more reach at full lift height is optimal for applications that require loading and stacking at high heights. By keeping the load closer to the machine, lift capacities are increased over radial-lift models.

Selectable

self-leveling
Hydraulic self-leveling with on-off control for the operator is available as an option. Models 2700 V NXT2 & 3300 V NXT2

Ground clearance from
203 mm

Lifting height up to
3.3 m

Capacity
1.4 t

Cab-forward design

All-new cab design is mounted forward on the chassis and the seat is mounted higher for exceptional visibility to the front, rear, sides and cutting edge.

X-type

Upper-rear channel support welded to the top and between the load arms provides added rigidity without obstructing rear visibility.

Rated operating capacity

Standard: 1225 kg - 1905 kg
Counterweight: 2700 V only - 1361 kg

Level II ROPS/FOPS

Level II FOPS are standard, which provides added levels of protection for the operator.



2700 V - 3300 V - 4200 V

Fuel efficient

Equipped with an electronic engine control and electronic hand and foot throttles*, these models can be operated at partial throttle for lower sound levels and reduced fuel consumption.

Single plane lift arm

Design features large diameter pins aligned in a single plane for best-in-class vertical and lateral strength and rigidity.



“Soft-shift” drive

Standard two-speed “soft-shift” drive provides smooth transitions between low/high speeds for increased operator comfort.

Vertical-lift boom

High-strength, low-profile design increases operator visibility and lifts the load in a nearly vertical path on the 2700 V NXT2, 3300 V NXT2 and 4200 V.



Smooth operation

Hydraglide™ ride control system allows the lift arm to “float” when transporting loads, minimizing loss of material, and increased operator comfort.

COMFORT

Electronic attachment control option

This factory-installed add-on allows for control of all attachments.



Visibility

Wide opening in the front of the machine and large screen windows provide high visibility for increased safety and precise load placement.

Sound reduction material

Suppresses outside noise for a quieter operator environment.

Operator presence

The machine safety system allows operation only when the user is on the seat and the restraint bar is lowered into position.

Easy entry and exit

Large entry area allows for easy access to the operator station.



Excellent views from all sides for safety and precise operation

Excellent visibility to the front, sides and rear of the machine allow for precise placement of loads and reduced jobsite incidents. A high-mounted seat provides an excellent vantage point to the attachment and cutting edge.





Precision control

Standard proportional auxiliary hydraulic control gives the operator the ability to adjust attachment speeds with infinitely adjustable flow control.

Available on select models.

Standard auxiliary detent (at full flow) allows the operator to set the hydraulic flow for continuous operation.

Available on select models.

**Adjustable seat
Padded Adjustable
armrests Adjustable
control towers**

Extend and retract to provide personalized comfort.



Multiple air vents

Six adjustable vents throughout the cab provide optimal temperature control.

VERSATILITY & RENTABILITY

Tiltable ROPS/FOPS assembly

With gas-spring assist for easy internal access to the pumps, hydraulic valve bank and drive motors.

Large engine cover

Cover is hinged and positioned by gas-springs to assist lifting and holding in place, and allows for easy return to closed position.

Front chassis cleanout

Easy cleanout of foot area inside rops/fops.



Safety restraints

Innovative restraints allows for safe and secure holding of the lift arm and cab while in the maintenance position.

Swing-out cooler

Provides improved access to engine bay area. Available on select models.

Swing-out rear door

Rear door easily opens on hinges on right side, allowing full access to filters and fluid reservoirs for servicing and maintenance.

Get attached

With a wide variety of attachments available, Manitou skid steer loaders are easily transformed to meet your customers' needs.

Pallet forks



Rock bucket



Trencher



Rake



Snow removal



Auger



Stump grinder



Rototiller



Mower



Grapple bucket



Grader blade



Angle broom



All-Tach®

All models feature the easy-to-use all-tach® (universal-style) attachment mounting system compatible with most allied attachments.

Single lever design

For simplicity and strength.

Heavy duty mounting plate design for increased rigidity over tube style.



Power-A-Tach®

Hydraulic Power-A-Tach® all-weather system option allows users to quickly install and remove attachments. An operator leaves the seat only to connect auxiliary hydraulics. This system is compatible with most allied attachments.



MANITOU

1650 R

Chad
RAY



TO EACH HIS OWN... STYLE

To provide you with an operational machine year-round, Manitou offers a wide range of products and service that are suited to all your needs.



Radial-lift



850 R

Transmission - Hydrostatic		•
Power -	HP (kW)	24 (17.9)
Rated operating Capacity	kg (lbs.)	386 (850)
Lift height - Fully raised	m (ft. in.)	2.43 (6'6")
Max. outreach	m (ft. in.)	0.376 (1'2")
Ground speed	km/h (mph)	--
Operating Weight	kg (lbs.)	1352 (2980)
Dimensions without attachments LxWxH	m (ft.in.)	1.90x0.90x1.89 (3'3"x2'11"x6'2")
Unladen weight	kg (lbs.)	1279 (2820)



1050 R

	•
HP (kW)	34.7 (25.5)
kg (lbs.)	476 (1,050)
m (ft. in.)	2.73 (8'11")
m (ft. in.)	0.641 (2'1")
km/h (mph)	8.26 (5.1)
kg (lbs.)	1905 (4200)
m (ft.in.)	2.24x1.22x1.78 (7'4"x4'0"x5'10")
kg (lbs.)	1594 (3515)



1350 R

Transmission - Hydrostatic		•
Power	HP (kW)	49.3 (36.8)
Rated operationg Capacity	kg (lbs.)	612 (1,350)
Lift height - Fully raised	m (ft. in.)	2.78 (9'10")
Max. outreach	m (ft. in.)	0.577 (1'10")
Ground speed	km/h (mph)	12.9 (8)
Operating Weight	kg (lbs.)	2327 (5130)
Dimensions without attachments LxW x H	m (ft.in.)	2.34x1.33x1.90 (7'8"x4'4"x6'2")
Unladen weight	kg (lbs.)	2073 (4570)



1500 R

	•
HP (kW)	49.3 (36.8)
kg (lbs.)	680 (1,500)
m (ft. in.)	3.02 (9'10")
m (ft. in.)	0.579 (1'10")
km/h (mph)	11.9 (7.4)
kg (lbs.)	2690 (5930)
m (ft.in.)	2.38x1.60x1.94 (7'9"x5'3"x6'.4")
kg (lbs.)	2422 (5340)



1650 R

	•
HP (kW)	69.3 (54.3)
kg (lbs.)	748 (1,650))
m (ft. in.)	3.02 (9'10")
m (ft. in.)	0.579 (1'10")
km/h (mph)	19.5 (12.1)
kg (lbs.)	2796 (6165)
m (ft.in.)	2.38x1.60x1.94 (7'9"x5'3"x6'.4")
kg (lbs.)	2529 (5575)



1900 R

2200 R

2600 R

Transmission - Hydrostatic		•
Power	HP (kW)	69.3 (51.7)
Rated operating Capacity	kg (lbs.)	862 (1,900)
Lift height - Fully raised	m (ft. in.)	3.06 (10'0")
Max. outreach	m (ft. in.)	0.572 (1'10")
Ground speed	km/h (mph)	20.1 (12.5)
Operating Weight	kg (lbs.)	3121 (6880)
Dimensions without attachments LxWxH	m (ft.in.)	2.38x1.63x2.03 (7'9"x5'4"x6'7")
Unladen weight	kg (lbs.)	2835 (6250)

		•
Power	HP (kW)	72 (53.7)
Rated operating Capacity	kg (lbs.)	998 (2,200)
Lift height - Fully raised	m (ft. in.)	3.12 (10'2")
Max. outreach	m (ft. in.)	0.686 (2'3")
Ground speed	km/h (mph)	19.2 (11.9)
Operating Weight	kg (lbs.)	3620 (7980)
Dimensions without attachments LxWxH	m (ft.in.)	2.66x1.66x2.05 (6'6"x5'5"x6'8")
Unladen weight	kg (lbs.)	3289 (7250)

		•
Power	HP (kW)	72 (53.7)
Rated operating Capacity	kg (lbs.)	1179 (2,600)
Lift height - Fully raised	m (ft. in.)	3.12 (10'2")
Max. outreach	m (ft. in.)	0.686 (2'3")
Ground speed	km/h (mph)	19.2 (11.9)
Operating Weight	kg (lbs.)	3719 (8200)
Dimensions without attachments LxWxH	m (ft.in.)	2.83x1.66x2.05 (9'3"x5'5"x6'8")
Unladen weight	kg (lbs.)	3402 (7250)





Vertical-lift



2700 V_{NXT2}

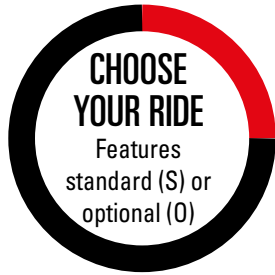
3300 V_{NXT2}

4200 V

Transmission - Hydrostatic		•
Power	HP (kW)	72 (53.7)
Rated operating Capacity	kg (lbs.)	1225 (2.700)
Lift height - Fully raised	m (ft. in.)	3.31 (10')
Max. outreach	m (ft. in.)	0.812 (2'8")
Ground speed	km/h (mph)	19.2 (11.9)
Operating Weight	kg (lbs.)	3697 (8150)
Dimensions without attachments LxWxH	m (ft.in.)	2.95x1.76x2.05 (9'8"x5'9".5"x6'8")
Unladen weight	kg (lbs.)	3379 (7450)

		•
Power	HP (kW)	72 (53.7)
Rated operating Capacity	kg (lbs.)	1497 (3.300)
Lift height - Fully raised	m (ft. in.)	3.33 (10'92")
Max. outreach	m (ft. in.)	0.812 (2'8")
Ground speed	km/h (mph)	19.6 (12.2)
Operating Weight	kg (lbs.)	4123 (9090)
Dimensions without attachments LxWxH	m (ft.in.)	3.02x1.82x2.08 (9'10"x5'11"x6'9")
Unladen weight	kg (lbs.)	3379 (7450)

		•
Power	HP (kW)	120.7 (90)
Rated operating Capacity	kg (lbs.)	1905 (4.200)
Lift height - Fully raised	m (ft. in.)	3.65 (11'11")
Max. outreach	m (ft. in.)	965 (3'2")
Ground speed	km/h (mph)	18.7 (11.6)
Operating Weight	kg (lbs.)	5291 (11664)
Dimensions without attachments LxWxH	m (ft.in.)	3.12x2.05x2.08 (10'2"x6'8"x6'9")
Unladen weight	kg (lbs.)	4838 (10665)



A high-back, five-way adjustable seat comes as standard. Optional air-ride suspension seat or mechanical suspension seat provide enhanced comfort.



Dual-hand/joystick



Hands-only



Hand/foot

	850 R	1050R	1350 R	1500 R	1650 R	1900 R	2200 R	2600 R	2700 V	3300 V	4200 V
CONTROLS											
Hands-Only	S	S	O	O	O						
Dual-Hand Controls						O	O	O	O	O	
Hand/Foot Controls		S	O	O	O	O	O	O	O	O	
Joystick Controls					O	O	O	O	O	O	S
ENGINE											
Engine Auto-Shutdown System			S	S	S	S	S	S	S	S	S
Engine Block Heater	O	S	O	O	O	O	O	O	O	O	S
Turbo-Charged Engine							S	S	S	S	S
Swing-out Cooler			S	S	S						S
HYDRAULICS											
Auxiliary Hydraulics	S	S	S	S	S	S	S	S	S	S	S
High-Flow Auxiliary Hydraulics					O	O	O	O	O	O	S
OPERATOR STATION											
Adjustable Arm Rests / Control Towers 1						S	S	S	S	S	S
Heating	O	O	O	O	O	O	O	O	O	O	S
Air Conditioning						O	O	O	O	O	S
High-Back Adjustable Seat	S	S	S	S	S	S	S	S	S	S	S
Suspension Seat - Mechanical	O	O	O	O	O	O	O	O	O	O	
Suspension Seat - Air Ride			O	O	O	O	O	O	O	O	S
Cab Enclosure	O	O	O	O	O	O	O	O	O	O	O
Foot and Hand Throttles 2	S	S	S	S	S	S	S	S	S	S	S
Full Instrumentation		S	S	S	S	S	S	S	S	S	S
Horn	O	O	S	S	S	S	S	S	S	S	S
Integral Access Plate (removable)	S	S	S	S	S	S	S	S	S	S	S
Operator Restraint Bar	S	S	S	S	S	S	S	S	S	S	S
ROPS/FOPS Level II Overhead Guard	S	S	S	S	S	S	S	S	S	S	S
Sound Reduction Material		S	S	S	S	S	S	S	S	S	S
Work Lights - Front and Rear	S	S	S	S	S	S	S	S	S	S	S
Road Homologation 4	O		O	O	O	O	O	O	O	O	S

	850 R	1050R	1350 R	1500 R	1650 R	1900 R	2200 R	2600 R	2700 V	3300 V	4200 V
PERFORMANCE											
All-Tach® Attachment Mounting System	S	S	S	S	S	S	S	S	S	S	S
Power-A-Tach® Attachment Mounting System			0	0	0	0	0	0	0	0	S
Anti-Vandalism Protection	S	S	S	S	S	S	S	S	S	S	S
Back-Up Alarm	0	0	0	0	0	0	0	0	0	0	S
Brake Control (Auto / Manual)	S	S	S	S	S	S	S	S	S	S	S
Counterweight		0	0	0	0	0	0	0	0	S	
Hydraglide™ Ride Control 3				0	0	0	0	0	S	S	S
Hydraloc™ Safety System	S	S	S	S	S	S	S	S	S	S	S
Hydrostatic Drive	S	S	S	S	S	S	S	S	S	S	S
Lift Arm Support Device	S	S	S	S	S	S	S	S	S	S	S
Switchable Self-Leveling Hydraulic Lift Action	0	0	0	0	0	0	0	0	0	0	S
Two-Speed Drive					0	0	0	0	0	S	S



Climate control

Heat is standard on all cab models. Air conditioning is an option on select models.



Radio option

Factory installed, this radio option customizes your cab.



Digital color display

This information center shows real time fuel consumption, engine rpm, machine hours, engine diagnostic codes, warning indicators and much more. Models 1350 R, 1500 R & 1650 R

Pressurized cab

An optional pressurized, sealed cab enclosure provides a cleaner, quieter operating environment.



Expertise and service on a daily basis

Your Manitou dealer guarantees a complete range of services at all stages of your machine's life and is there to provide support and meet your needs, always looking to provide you with the best solution.

1,400 dealers at your service

The Manitou network operates in more than 120 countries. In total, we employ more than 2,000 expert technicians, specially trained in Manitou technology, who are at your service to assist with everything from purchasing to after-sales.



- **Dealership network**
 A network of experts at your service, whatever your field (agriculture, construction, industry).
- **Maintenance contracts**
 We offer three levels of contract to meet with your needs: Initial, Advanced and Excellence. Rest easy and leave the maintenance to your official Manitou dealer.
- **Financing**
 To hire or to purchase? Whatever your business, simplify your investment with Manitou Finance financing or leasing solutions.
- **Warranty extension**
 With Maniplus, you can extend the cover of your Manitou warranty for up to 5 years. Use your equipment with peace of mind.
- **The connected solution**
 Easy Manager is a simple and flexible tool for managing, optimizing and securing the operational monitoring of your machines.
- **Second-hand equipment**
 In the market for second-hand equipment? The Manitou network is here to help. Just visit your dealer or used.manitou.com, our reference site for second-hand Manitou machines.
- **Original spare parts**
 With more than 70,000 products available, your Manitou dealer provides expertise and service on a daily basis!

Your dealer:



Head office

B.P. 249 - 430 rue de l'Aubinière - 44158 Ancenis Cedex - France

Tél. : 00 33 (0)2 40 09 10 11 - Fax: 00 33 (0)2 40 09 10 97



This brochure describes versions and configuration options for Manitou products which may be fitted with different equipment. The equipment described in this brochure may be standard, optional or not available depending on version. Manitou reserves the right to change the specifications shown and described at any time and without prior warning. The manufacturer is not liable for the specifications given. For more information, contact your Manitou dealer. Non-contractual document. Product descriptions may differ from actual products. List of specifications is not comprehensive. The logos and visual identity of the company are the property of Manitou and may not be used without authorisation. All rights reserved. The photos and diagrams contained in this brochure are provided for consultation and information only. MANITOU BF SA - Limited company with board of directors - Share capital: 39,547,824 euros - 857 802 508 RCS Nantes